

Quick Facts on Black Poverty Reduction in St. Pete [2014 to 2016]

A RESEARCH BRIEF BY THE 2020 PLAN TEAM
 Source: U.S. Census, American Community Survey, Poverty Status in Past 12 Months by Sex and Age, 1-year Estimates, 2014, 2015, & 2016, St. Petersburg and multiple geographies

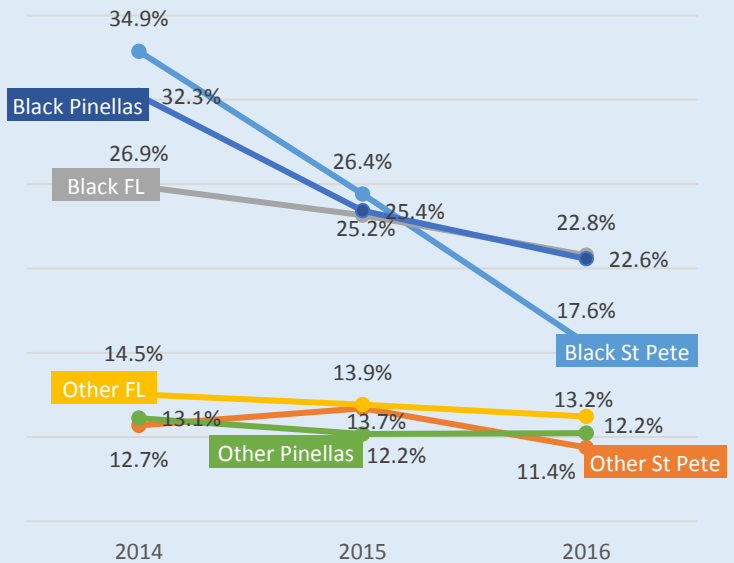
Black poverty reduction stronger in St. Pete than elsewhere in Florida

In its September 2017 data release, the Census registered a rapid decline in African Americans in poverty in St. Petersburg, for a second year in a row. The decline outpaced reductions for non-blacks in the city, and for blacks elsewhere in Florida (i.e., a 17 point drop in black poverty in St. Pete since 2014, versus a 1 point drop for non-blacks here and 4 point drop for blacks statewide).

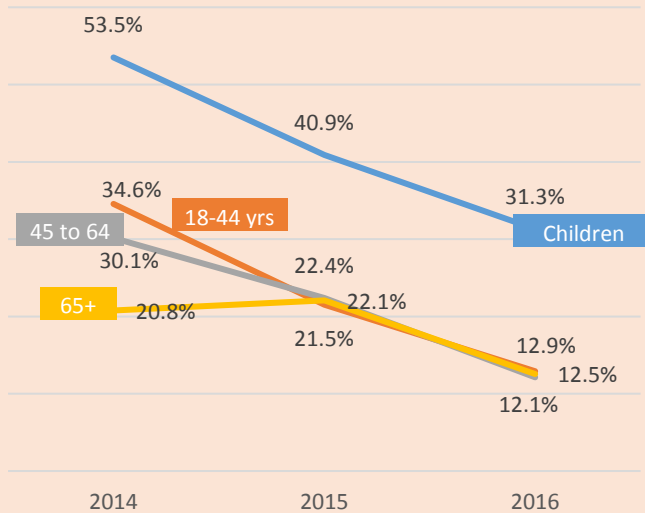
Poverty rates & changes

	2014	2015	2016	2-Yr Chg
Black St Pete	34.9%	26.4%	17.6%	-17.3%
Other St Pete	12.7%	13.7%	11.4%	-1.3%
Black Florida	26.9%	25.2%	22.8%	-4.1%
Other Florida	14.5%	13.9%	13.2%	-1.3%
Black Pinellas	32.3%	25.4%	22.6%	-9.7%
Other Pinellas	13.1%	12.2%	12.2%	-0.9%

Poverty Rates for Black vs Non Black People



Black Poverty Rates by Age Group



Families had largest poverty redux

The most aggressive poverty reduction in St. Pete is among African American children and families*. Their poverty rate was sliced in half from 43% in 2014 to 20% in 2016.

Share of Poverty: "Family age people*" are a shrinking share of black poverty in St. Pete; they were 78% of the poor in 2014 and 68% in 2016.

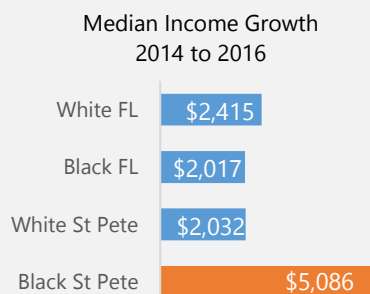
Poverty rates & changes

	2014	2015	2016	2-Yr Chg
Under 18*	53.5%	40.9%	31.3%	-22.2%
18 to 44*	34.6%	21.5%	12.9%	-21.6%
45 to 64	30.1%	22.4%	12.1%	-18.0%
65+	20.8%	22.1%	12.5%	-8.2%
Family Age*	42.5%	29.3%	19.6%	-22.9%

*Children < 18 + adults at family formation age (18-44)

Employment & Earnings Up

The city's poverty reduction is due in part to income and job gains, e.g., black workers had twice the income growth of white workers from 2014 to 2016.



Shrinking Share

African Americans are still an outside share of the city's poverty population, but their share of poverty shrank from 45% in 2014 to 31% in 2016.

